

# DIAMOND PLATE AND STEERING WHEELS

## CUSTOM STEERING WHEELS

ACC-SW01



**Formula 1 Black Grip/  
Silver Spokes**  
11.5" dia.

ACC-SW02



**Formula GT Black Grip/  
Black Spokes**  
13.5" dia.

ACC-SW03



**Formula GT Black Grip/  
Silver Spokes**  
13.5" dia.

ACC-SW04



**Formula 4 Black Grip/  
Black Spokes**  
14" dia.

ACC-SW05



**Formula 4 Black Grip/  
Silver Spokes**  
14" dia.

ACC-SW06



**Formula 1 Black Grip/  
Black Spokes**  
13.5" dia.

ACC-SW07



**Formula 1 Black Grip/  
Silver Spokes**  
13.5" dia.

ACC-SW08



**Formula 1 White Grip/  
Black Spokes**  
13.5" dia.

ACC-SW09



**F/X Simulated Wood/  
Silver Spokes**  
13.5" dia.

ACC-SW10



**F/X Simulated Wood/  
Black Spokes**  
13.5" dia.

ACC-SW20



**E-Z-Go Gas, Electric 00+/  
ST350 96+ Steering Wheel**  
EZ 71146G01

ACC-SWADCC



**Club Car Adapter Hub**

ACC-SWADEZ



**E-Z-Go Adapter Hub**

ACC-SWADYM



**Yamaha Adapter Hub**

ACC-SWADINST



**Installation Collar**

# DIAMOND PLATE AND STEERING WHEELS

## CHROME TILT STEERING COLUMNS

**NEW**

SC-004



**Club Car Chrome Tilt Steering Column**  
5 position tilt, self-canceling turn signals, 4 way flashers, knobs and handles, female end plug, horn relay.

SC-005



**E-Z-Go 2001 & Up Chrome Tilt Steering Column/SC-005**  
Designed to fit into original floor support. Just bolt in and go!

**E-Z-Go 2000 & Down Chrome Tilt Steering Column/SC-006**

SC-007



**Yamaha Chrome Tilt Steering Column**  
Complete with necessary coupler and detailed instructions.

## STAINLESS STEEL STEERING COLUMN COVERS

**EXCLUSIVE**

SC-001



**E-Z-Go Med/TXT**  
01+ steering column may require modification.

SC-002



**Club Car 85 & Up**

SC-003



**Yamaha G14/G16/G19/G22**

## STAINLESS STEEL NERF BARS

**NEW**



**Stainless Steel Nerf Bars**  
ACC-NB01 E-Z-Go Med/TXT  
ACC-NB02 Club Car  
ACC-NB03 Yamaha



ACC-NB01



ACC-NB03




ACC-NB02

SEAT KITS, BOXES, CUSTOM SEAT COVERS  
DIAMOND PLATE STEERING WHEELS  
BUMPER, FENDER FLARES, LIFT KITS  
TIRES, WHEELS, WHEEL ACCESSORIES  
WINDSHIELDS, TOPS, STRUTS, ENCLOSURES  
LIGHT KITS, MIRRORS, GAIN RACKS, HEATERS  
DASHES, CONSOLES, RADIO SYSTEMS  
MOTORS, CONTROLLERS  
CHARGERS & PARTS, BATTERY ACCESSORIES  
BODY/TRIM, SUSPENSION PARTS  
BRAKE SHOES, BRAKE DRUMS  
KEYS, SWITCHES, SOLENOID  
GAS CAR PARTS  
BELTS, CABLES, PERFORMANCE PARTS

# DIAMOND PLATE AND STEERING WHEELS

## E-Z-Go DIAMOND PLATE & STAINLESS STEEL ACCESSORIES

RB-001



EXCLUSIVE

**Running Board Set, E-Z-Go Med/TXT (Left & Right)**  
Includes all mounting hardware.

RB-001B



**Running Board Support Brackets, E-Z-Go Med/TXT**  
Provide additional support for RB-001 (above).

RP-001



EXCLUSIVE

**Rocker Panel Set, E-Z-Go Med/TXT (Left & Right)**

RP-007



NEW

**E-Z-Go Stainless Steel Rocker Panel (Left & Right)**



SS-001

EXCLUSIVE

SS-001A

**Front Shield, E-Z-Go 1989 and Up/SS-001**  
**Axle Cover, E-Z-Go Med/TXT/SS-001A**



EXCLUSIVE

**E-Z-Go Medalist/TXT Diamond Tread**  
**Diamond Tread Kick Plate/ACC-DP001**  
**Diamond Tread Splash Guard/ACC-DP002**  
**Diamond Tread Front Name Plate/ACC-DP003**

# DIAMOND PLATE AND STEERING WHEELS

## CLUB CAR DIAMOND PLATE & STAINLESS STEEL ACCESSORIES

RB-002



Running Board Set, Club Car 85 & Up (Left & Right)

RB-002B



Running Board Support Brackets, Club Car  
Provide additional support for RB-002 (above).

RP-002



Rocker Panel Insert Set, Club Car 85 & Up (Left & Right)

RP-008



Club Car Stainless Steel Rocker Panels (Left & Right)

SS-002



Diamond Plate Front Shield, Club Car 85 & Up

ACC-DP004



Diamond Plate Kick Plate, Club Car DS

## YAMAHA DIAMOND PLATE & STAINLESS STEEL ACCESSORIES

RB-003



Running Board Set, Yamaha G14/16/19/22 (Left & Right)

RP-009



Yamaha Stainless Steel Rocker Panels (Left & Right)

RP-003



Rocker Panel Set, Yamaha G14/16/19/22 (Left & Right)

SEAT KITS, BOXES,  
CUSTOM SEAT COVERS

DIAMOND PLATE  
STEERING WHEELS

BUMPERS, BENDER  
FLARES, LIFT KITS

TIRES, WHEELS,  
WHEEL ACCESSORIES

WINDSHIELDS, TOPS,  
STRUTS, ENCLOSURES

LIGHT KITS, MIRRORS,  
FLARE RACKS, HEATERS

DASHES, CONSOLES,  
RADIO SYSTEMS

MOTORS,  
CONTROLLERS

CHARGERS & PARTS,  
BATTERY ACCESSORIES

BODY/TRIM,  
SUSPENSION PARTS

BRAKE SHOES,  
BRAKE DRUMS

KEYS, SWITCHES,  
SOLENOIDS

GAS CAR  
PARTS

BELTS, CABLES,  
PERFORMANCE PARTS

## FRONT & REAR BRUSH GUARDS / BLACK & STAINLESS STEEL

**STOCK UP & SAVE - VOLUME PRICING ON FRONT BRUSH GUARDS**



**ACC-BG01**

E-Z-Go Med/TXT Stainless Steel



**ACC-BG03**

Club Car DS Stainless Steel



**ACC-BG04**

Club Car Steel Tube/  
Black Powder Coat



**ACC-BG09**

E-Z-Go Med/TXT Steel Tube/  
Black Powder Coat

**VOLUME  
PRICING**

### E-Z-Go FRONT AND REAR BRUSH GUARDS

ACC-BG06



E-Z-Go Med/TXT Front Brush Guard/  
Steel Tube/Black Powder Coat

ACC-BG01R



E-Z-Go Med/TXT Stainless Steel  
Rear Brush Guard

ACC-BG10



E-Z-Go ST350 96+ Black Powder  
Steel Tube with Steel Mesh Guard

### CLUB CAR FRONT AND REAR BRUSH GUARDS

ACC-BG05



Club Car Rear Brush Guard/Steel Tube/Black Powder Coat

ACC-BG03R



Club Car DS Stainless Steel Rear Brush Guard

# TUBULAR BUMPERS, FENDER FLARES, HITCHES & LIFT KITS

## FRONT & REAR BRUSH GUARDS/STAINLESS STEEL

### YAMAHA FRONT AND REAR BRUSH GUARDS

ACC-BG07



Yamaha Front Brush Guard/  
Steel Tube/Black Powder Coat

ACC-BG08



Yamaha Rear Brush Guard  
with Built-In Receiver Hitch/  
Steel Tube/Black Powder Coat

ACC-BG02R



Yamaha G14+ Stainless Steel  
Rear Brush Guard

ACC-BG02



Yamaha G14/G16 Stainless Steel  
Front Brush Guard

ACC-BG022



Yamaha G22 Stainless Steel  
Front Brush Guard



LOOKING FOR FRONT CARGO BASKETS?  
SEE PAGE 51

## BUMPER HITCHES

- Heavy duty steel.
- Brand new, exclusive designs.
- Includes 2" receiver.

HITCH-11



Bumper Hitch, E-Z-Go

HITCH-12



Bumper Hitch, Yamaha

HITCH-13



Bumper Hitch, Club Car



## HITCH BALLS

- Available in 1 7/8" & 2".
- Stainless steel, 3000 lb. design.
- Perfect to add to your golf cart hitch.
- Easy to install.

HITCH-22



1 7/8" Hitch Ball/HITCH-22

HITCH-21



2" Hitch Ball/HITCH-21

STOCK UP AND SAVE ON OUR EXCLUSIVE BUMPER HITCHES

## CLUB CAR – LIFT KITS

### NEW E-Z-Go & CLUB CAR LIFT KITS – COMING SOON, CALL FOR AVAILABILITY

New cast steel front end design lift kits for E-Z-Go TXT (94 to 01.5 Gas and Electric, 01.5 and Newer Gas and Electric) and Club Car (94 to 03.5 Gas and 84 to 03.5 Electric).

- Heavy duty, easier to install.
- Drop spindle lifts.
- 22x11x10" wheels or larger recommended.



**E-Z-Go 94 to 01.5 Gas & Electric/LIFT-100**



**E-Z-Go 01.5+ Gas and Electric/LIFT-102**



**Club Car 94-03.5+ Gas, 84-03.5 Elec/LIFT-101**

**EXCLUSIVE**

**VOLUME PRICING**

LIFT-003



**EXCLUSIVE**

#### 6" Club Car DS Model 84-06\* Gas

No need to cut frame, bolts on. Accepts 22" tires.

\*See note on page 21.

LIFT-018




**NEW LOW PRICE**

#### 5" Club Car DS Model 84-06\* Electric

Heavy Duty. Accepts 22" tires.

\*See note on page 21.

LIFT-004



#### 6" Club Car DS Model 84-06\* Electric

No need to cut frame, bolts on. Accepts 22" tires.

\*See note on page 21.

LIFT-011



#### 8" Club Car A-Arm Kit Pre-97 Gas

Easy bolt-on installation. True independent A-Arm suspension. Lengthens wheel base. Adjustable camber. No cutting or welding. ATV design & durability. Accepts 26" tires.

# TUBULAR BUMPERS, FENDER FLARES, HITCHES & LIFT KITS

LIFT-009



## 6" Club Car A-Arm Kit Pre-97 Gas

Easy bolt-on installation. True independent A-Arm suspension. Lengthens wheel base. Adjustable camber. No cutting or welding. ATV design & durability. Accepts 24" tires.

LIFT-008



## 6" Club Car A-Arm 97+ Gas & Electric/LIFT-008

Easy bolt-on installation. True independent A-Arm suspension. Lengthens wheel base. Adjustable camber. No cutting or welding. ATV design & durability. Accepts 24" tires.

## 6" Club Car A-Arm DS 03.5+/LIFT-008N

Easy bolt-on installation. True independent A-Arm suspension. Lengthens wheel base. Adjustable camber. No cutting or welding. ATV design & durability. Accepts 24" tires.

*NOTE: If your car is 03.5 and newer check the hubs on your cart. If you have plastic dust covers you will need to purchase two AXL-0012 Front Wheel Hubs (see below).*

AXL-0012



## Front Wheel Hub, Club Car DS Gas & Electric 74-03

OEM: CC 1011892; 1011153; 1011102.

LIFT-007



## 6" Club Car Precedent

No cutting or welding. Cutting edge A-Arm design. Lengthens wheel base. Adjustable camber. Accepts 24" tires.

LIFT-010



## 8" Club Car A-Arm Kit 97+ Gas & Electric/LIFT-010

Easy bolt-on installation. True independent A-Arm suspension. Lengthens wheel base. Adjustable camber. No cutting or welding. ATV design & durability. Accepts 26" tires.

## 8" Club Car A-Arm Kit DS 03.5+/LIFT-010N

Easy bolt-on installation. True independent A-Arm suspension. Lengthens wheel base. Adjustable camber. No cutting or welding. ATV design & durability. Accepts 26" tires.

For E-Z-Go and Yamaha Lift Kits please turn the page.

- SEAT KITS, BOXES, CUSTOM SEAT COVERS
- DIAMOND PLATE, STEERING WHEELS
- BUMPERS, FENDER FLARES, LIFT KITS
- TIRES, WHEELS, WHEEL ACCESSORIES
- WINDSHIELDS, TOPS, STRUTS, ENCLOSURES
- LIGHT KITS, MIRRORS, GUN RACKS, HEATERS
- DASHES, CONSOLES, RADIO SYSTEMS
- MOTORS, CONTROLLERS
- CHARGERS & PARTS, BATTERY ACCESSORIES
- BODY/TRIM, SUSPENSION PARTS
- BRAKE SHOES, BRAKE DRUMS
- KEYS, SWITCHES, SOLENOIDS
- GAS CAR PARTS
- BELTS, CABLES, PERFORMANCE PARTS



## E-Z-Go – LIFT KITS

LIFT-001



**3"/5" E-Z-Go Medalist/TXT 94-00 Gas & Electric**  
Accepts 23" tires.

LIFT-005S



**5" E-Z-Go Medalist/TXT 01+ Gas & Electric**  
Accepts 23" tires.

LIFT-014




**5" E-Z-Go Workhorse 94-00 Gas & Electric**  
No cutting or welding. Accepts 23" tires.

LIFT-015



**5" E-Z-Go High 94-01 Electric**  
Lengthens wheel base. Wider stance.  
No cutting or welding. Accepts 27" tires.

LIFT-016



**5" E-Z-Go High 94-01 Gas**  
Lengthens wheel base. Wider stance. No cutting or welding. Accepts 27" tires.

## WHEEL SPACER HUBS

TIR-919



VOLUME PRICING

**1" Wheel Spacer Hub**  
1/2" threaded bolts; E-Z-Go, Club Car, Yamaha.

TIR-928



VOLUME PRICING

**1.5" Wheel Spacer Hub, Stainless Steel Bolts**

TIR-929



VOLUME PRICING

**2" Wheel Spacer Hub, Stainless Steel Bolts**

## YAMAHA – LIFT KITS

LIFT-012



### 4" Yamaha G1

Easy bolt on installation. No heating or bending. Lengthens wheel base 2". Accepts 20" tires.

LIFT-002




VOLUME PRICING

### 6" Yamaha G8, G14, G16, G19, G20 95-02 Gas & Elec

Tubular steel constructed A-frame and rear upper shock support mount. Includes spacers and adapter plates as required & can be installed with existing hardware. Accepts 23" tires. See *Lift Kit Extensions* below.

LIFT-017



### 6" Yamaha G22 03+ Gas & Electric

Tubular steel constructed front A-frames & cradle support frame with bolt-on front and rear shock extenders. Includes all required hardware and complete, illustrated install instructions. Accepts 23" tires.

LIFT-006



### 6" Yamaha G2, G9 85-94 Gas & Electric

Tubular steel constructed A-frame and rear upper shock support mount. Includes spacers and adapter as required, all required hardware and complete illustrated installation instruction. Accepts 23" tires.

LIFT-013



### 7" Yamaha G14/G16/G19 Gas & Electric

No cutting or welding. Accepts 24" tires.

## YAMAHA LIFT KIT EXTENDERS

LIFT-002A



### Lift Kit Extension, 1 1/2" Yamaha G14-G19

For use with LIFT-002.